

A fascination with flowers

BRCC Photo Book guidelines

A fascination with flowers

BRCC Photo book guidelines

Roger Crocombe

© 2012 by the author of this book. The book author retains sole copyright to his or her contributions to this book.



The Blurb-provided layout designs and graphic elements are copyright Blurb Inc., 2012. This book was created using the Blurb creative publishing service. The book author retains sole copyright to his or her contributions to this book.



The BRCC Photo Book competition

Photobooks are becoming ubiquitous in certain sections across the UK where they are used to display holiday photos, make coffee table books on hobbies or special projects and especially, use as personalised presents to relatives and friends.

Their cost has dropped to the point where one can produce a perfectly professional soft cover book for under £20 including postage.

Finally they have come so far as to be recognised for Distinctions at all levels by the RPS, and therefore as a legitimate subject for Bognor Regis to introduce to the club.

Competition Outline

Produce a photobook and PDF for assessment in April 2014 using Blurb BookSmart application (free download) and designed using the following BookSmart parameters:

Standard Landscape (25cm x 20cm), Soft Cover, Standard Paper, 20 pages only with PDF

Subject is "Open" but:

A 200 word description (motivation, introduction etc.) is required to "set the scene" for the images, as a preface on the first page

The set of images must be coherent with the 200 word description

No rules as to how many images or to layout the images, other than within the constraints of the 20 page limit.

This is 200 words.





Images can be loaded one per two page spread (see previous) or one per page. These can be with headers and footers (as this one) or without (like the tulip opposite). Note that BookSmart has cropped the image top and bottom to fit into this container.




#50 I came up with numerous snowdrops and this little plant huddled on the ground under last year's growth. Part frost covered, part dew, the colours seem to peep through despite everything. This is a 6 slice macro shot taken at f/2.8 processed in Zerene Stacker.

This is another overlay layout where text is put over the image (rather than next to it). The default text colour is black but can be made anything you like.

This side text is achieved by taking a standard template (whole picture and text box in the middle) and "Edit layout" to move the text box where you want and the shape you want.

#139 Another still morning so another chance to do a 20 slice macro shot of the last remaining tulip. You can just see the remnants of the other one in the background.










Multiple images are possible
on a single page using
Picture Layouts.

13-05-21 Poppy on Parade

13-01-06 Camellia thinks it
is spring!

13-05-17 Allium eruption





Each page is treated separately for composition purposes.

The images can be stacked in any order from within the "Edit Layout" screen (right click image and choose "Bring to front" etc)

13-02-19 Three stages



13-04-25 Ready for lift-off



13-05-28 Lift-off abandoned




Many different layouts are available, to suit all sorts of compositions. The challenge is to match the shape of the image with one of the available templates in BookSmart. Images can be resized on screen using the "Zoom" control to best fit the image in the space available.

13-06-18 Purple against pink

Colour balance is important as is image shape and alignment.

13-06-04 Prayers to the god of fertility

#155 Another macro shot of the lilies given to us last weekend. I was pleased with the way the central (praying?) figure seems to zoom out of the misty recesses deep in the flower, protected by (her?) brown standard bearers. This 100mm shot is composed of 16 slices each at $f/2.8$ processed in Zerene Stacker. By keeping to $f/2.8$ I was able to stop the sharpness where I wanted it inside the flower, leaving the rest of it well out of focus



13-04-30 White
wonder

#120 In the early morning shadows, the petal shapes and patterns looked so delicate and full of promise. I had to capture it before the wind started blowing and the sun burnt out the subtle colours. This is a 17 slice f/2.8 macro stacked using Zerene Stacker (hence the need for windless conditions).





13-05-17 Job done!

Some two weeks after the image on the previous page the flower has done its job and the seeds are now fertilised. This is another 10 slice f/2.8 macro shot processed in Zerene Stacker and Lightroom.




13-05-29 I can fly!!!

13-05-31 Full of potential.



13-04-22 Fly away



Proposed Marking scheme

50% for photographic content,

25% for composition of the book and of the pages

25% for the words and the coherence between the words and the images



Timetable

Book creation workshop will be held in September,
Clinics to be held in December, February and March
Submissions by 2nd week April (judged off-line using the PDF created when the book is submitted).



